



Short description of the product

ITX type enclosure suitable for business and office use. The standard size allows the installation of all necessary components and a Flex ATX size motherboard.

The product is compatible with the applicable national and European requirements.

Symbols explanation



There is a particular danger connected with service.



There is a risk of losing health or life (e.g. by electric shock).



Important tips and information.



The CE standard description on the product is the manufacturer's declaration that the marked product meets the requirements of the directive so-called The "New Approach" of the European Union (EU). For security and certification (CE) reasons, the device can not be rebuild or change in any way. In the reason of using the power supply for other purposes than those described, the product may be damaged. The incorrect use may also cause hazard such as short-circuits, burns, electric shocks, etc. Read the users manual carefully and keep it for later use. The product could be share to third partie only with the user manual included.



Product accordance with the EU directive 2002/96/EC. The symbol of the crossed out basket placed on the product means that the marked product can not be disposed of with other household waste. After use, the product must be return to collection point for used electrical and electronic equipment or to the seller. Appropriate segregation of rubbish for subsequent processing, recovery or descruption contributes to avoiding negative effects on the environment and health, and also allows the recovery of raw materials from which the product is made.



The device is intended only for domestic use, indoors.

Safety Precautions



The assembly should be carried out by persons with appropriate technical knowledge of PC construction.



An electrostatic discharge occurs when two objects touch each other, for example, an electric charge that occurs when a user touches a metal door handle after walking on a carpet. Discharging electrostatic charges from fingers or other electrostatic conductors can damage electronic components. To avoid damaging the computer, abstain from touching electrical outlets, wires and electronic circuits. The user's contact with electronic components should be kept to a minimum.



The manufacturer of the product is not responsible for damage or insults caused in effect of disobeying the safety instructions and informations contained in these user manuals.



- Keep the product and the packaging out of range of children and animals. The package includes a foil that a child could choke while playing.
- It is forbidden to apply the mechanical load to the product - strong shocks, impacts, dropping or crushing may cause its damage.
- The product operation in adverse conditions is not allowed. Adverse conditions are primarily: exposure to direct sunlight, high or very low ambient temperatures, strong vibrations, high humidity, surroundings of gases, dusts or flammable and aggressive liquids.
- If the product has been damaged and does not work properly, safe operation of the device is not possible. It is essential to stop using the product and to protect it against re-use for security purposes.
- Before assembling the computer, take into account the manuals for all components to be placed inside the case.
- Wear gloves to prevent accidents when installing components.
- Do not use excessive force during assembly; it may result in the damage of the case.
- Incorrect connection of cables and wires may cause fire due to short circuit.
- Do not block the ventilation holes.
- Do not put your hands or other objects into the case while the computer is working. There is a risk of hand injury or equipment damage.
- Keep the case closed and the side panels properly secured with screws while the computer is in operation.
- Product and power cord should not be touched with moist or wet hands under no circumstances.
- Power cord (not included) should be laid in such a way as to eliminate the risk of stumbling or hooking over.
- In case of any doubts regarding operation, safety or connection of the product, please contact the manufacturer or a qualified specialist for this purpose.
- All maintenance, adjustment and repair work on the product may only be carried out by a qualified person in a specialist facility.

Cleaning the case




Disconnect the power supply from the electrical socket and connected devices before cleaning.






- Use compressed air for cleaning the power supply.
- Do not use abrasive or chemical cleaners.

Installation




Zasilacz ITX



Płyta główna



HDD / SSD / ODD



ITX case

Product manufacturer:

Akyga Europe sp. z o.o.
ul. Wrocławska 1c
52-200 Suchy Dwór